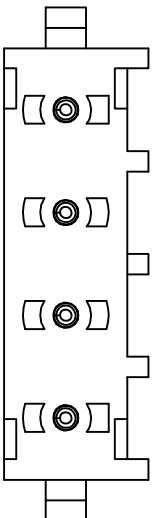
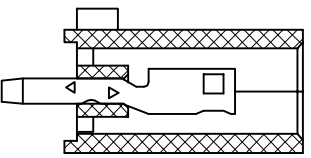
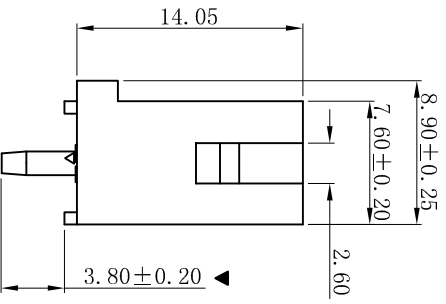
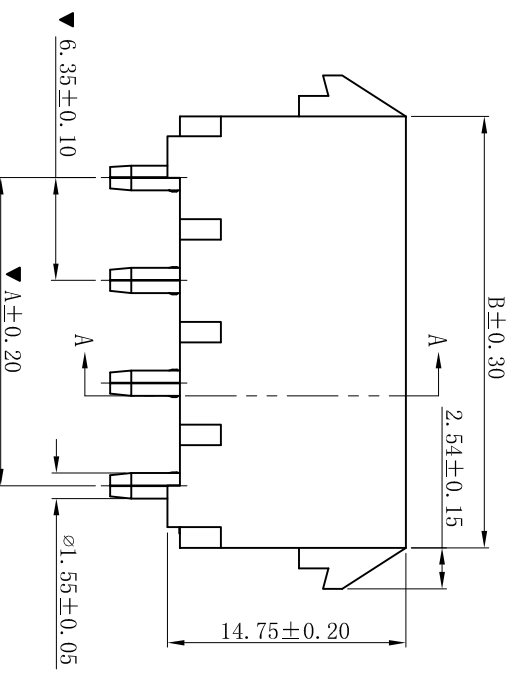
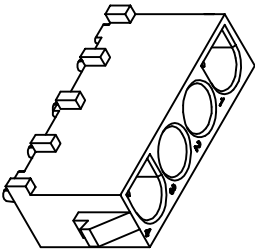
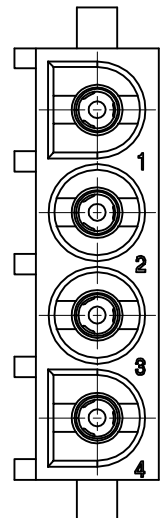


RoHS



P.C.B LAYOUT: TOP VIEW
TOLERANCE: ±0.05mm

■ SPECIFICATIONS

- Voltage rating: 250V AC, DC
- Current rating: 10A, AC, DC
- Withstanding Voltage: 1500V AC/minute
- Insulation resistance: 1000MΩ min
- Temperature range: -25°C ~ +85°C
- Contact resistance: 20mΩ max

■ WAFER

- Part No. : W6352V-NP-F
- Poles : 02-08P
- Housing Material: PA66 UL94V-2 or 94V-0
- Pin Material: Brass
- Contact Area Plating: Tin-Plated
- The Dimension Marked “▼” Must Be Recorded

| Poles | Dimensions (mm) | |
|-------|-----------------|-------|
| | A | B |
| 02 | 6.35 | 13.97 |
| 03 | 12.70 | 20.32 |
| 04 | 19.05 | 26.67 |
| 05 | 25.40 | 33.02 |
| 06 | 31.75 | 39.37 |
| 08 | 44.45 | 52.07 |

XYDZ® 东莞市祥运连接器有限公司
Dongguan XiangYun Connectors CO., Ltd

| | |
|----------------------------|--|
| 一般公差 GENERAL TOLERANCE: | 0±0.30 .0±0.25 .00±0.20 .000±0.05 |
| 绘图/DR | 陈雄军 |
| 审核/CHECK | 陈雄军 |
| 批准/APPRO | 胡进 |
| 日期/DATE | 2019-06-03 |

投影法
Projection

单位 Unit
MM

比例/Scale
1:1

大小/Size
A4

页码/Sheet
1/1

品名
(PART NAME)
6.35mm 180° Female Wafer

料号
(PART NO)
W6352V-NP-F

状态码
C

更新图面

修打版本

变更图宽格式内容

新版本

说明

2019-06-03

2015-11-04

2013-12-27

2011-05-24

DATE:

陈雄军

陈雄军

陈雄军

承认

APPRO.

2019-06-03

陈雄军

胡进

2019-06-03

DATE

陈雄军

陈雄军

胡进

承认

APPRO.

6.35mm 180° Female Wafer

Connector Series

W6352V-NP-F

状态码 C

| | | | | | | | | | |
|---|---|---|---|---|---|---|---|---|----|
| 1 | 2 | 3 | 4 | 5 | 6 | 7 | 8 | 9 | 10 |
|---|---|---|---|---|---|---|---|---|----|