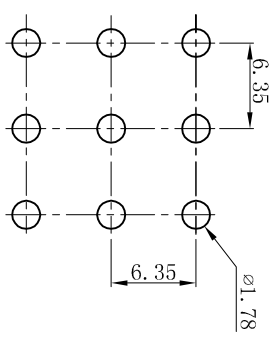
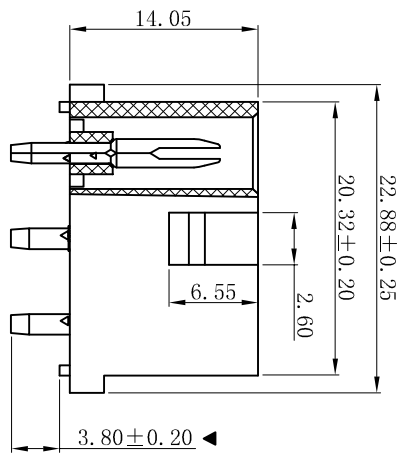
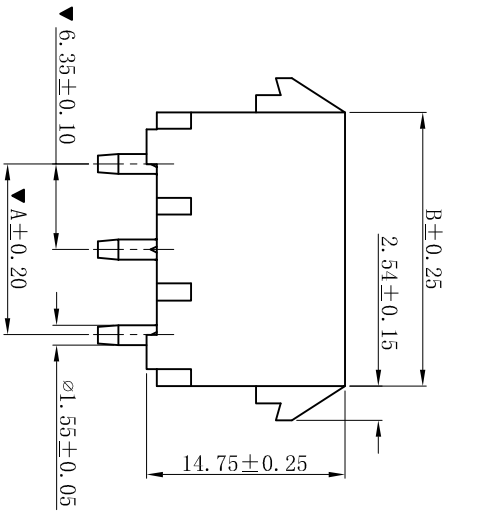
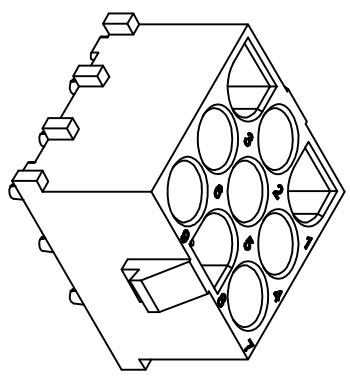
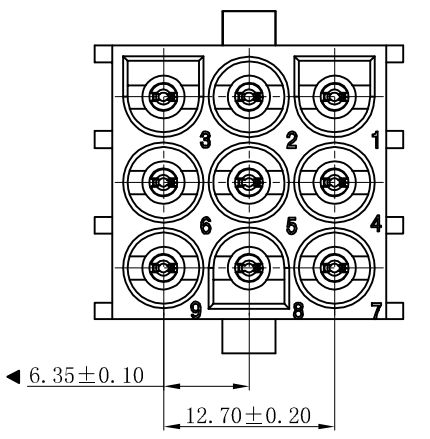


RoHS



P.C.B LAYOUT: TOP VIEW  
TOLERANCE: ±0.05mm

Poles	Dimensions (mm)	
	A	B
3x02	6.35	13.97
3x03	12.70	20.32
3x04	19.05	26.67
3x05	25.40	33.02

■ SPECIFICATIONS

- Voltage rating: 250V AC, DC
  - Current rating: 10A, AC, DC
  - Withstanding Voltage: 1500V AC/minute
  - Insulation resistance: 1000MΩ min
  - Temperature range: -25° C~+85° C
  - Contact resistance: 10mΩ max
- WAFER
- Part No. : W6352V-3xNP-M
  - Poles : 06-15P
  - Housing Material : PA66 UL94V-2 or 94V-0
  - Pin Material : Brass
  - Contact Area Plating: Tin-Plated
  - The Dimension Marked “▼” Must Be Recorded

**XYDZ® 东莞市祥运连接器有限公司**  
Dongguan XiangYun Connectors CO., Ltd

D	更新图面	2019-06-03	陈雄军	一般公差 GENERAL TOLERANCE: 0±0.30 .00±0.25 .000±0.05 ANGLE: ±1°	绘图/DR	陈雄军	审核/CHECK	陈雄军	日期/DATE	2019-06-03
C	修订版本	2015-11-04	陈雄军		日期/DATE	2019-06-03	胡进	核准/APPRO	胡进	
B	变更图宽格式内容	2013-12-27	陈雄军		日期/DATE	2011-05-24	陈雄军	承认	陈雄军	
A	新版本	2011-05-24	陈雄军		日期/DATE	2011-05-24	陈雄军	承认	陈雄军	
H	说明	DESCRPTION			日期/DATE					
H	版次	REV.			日期/DATE					

投影法 Projection	第一角	单位 Unit	MM	品名 (PART NAME)	6.35mm 180° Male Wafer	料号 (PART NO)	W6352V-3xNP-M	状态码	C
比例/Scale	1:1	大小/SIZE	A4						
页码/SHEET	1/1	版本/Rev	D						