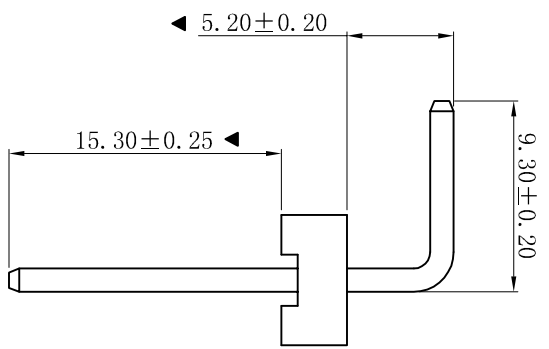
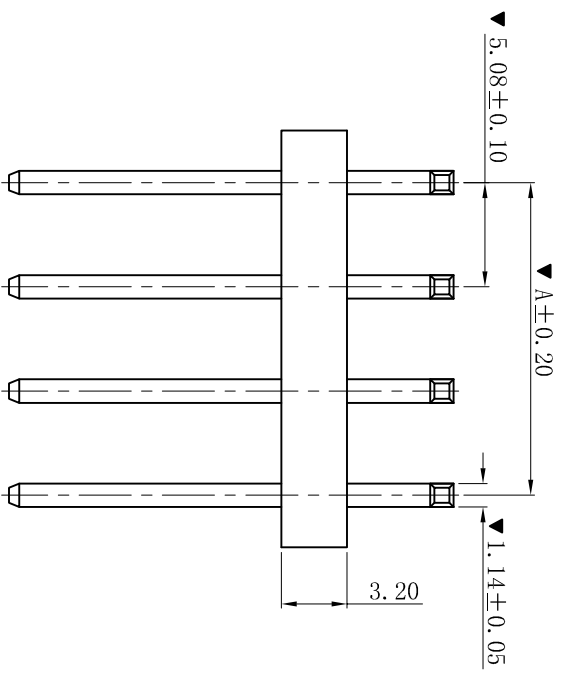
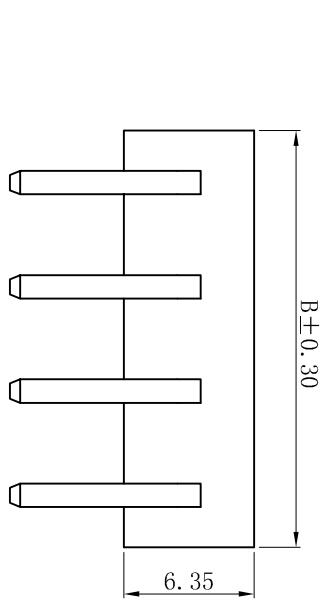


RoHS



P. C. B LAYOUT: TOP VIEW  
TOLERANCE: ± 0.05mm

Poles	Dimensions (mm)	
	A	B
02	5.08	10.16
03	10.16	15.24
04	15.24	20.32
05	20.32	25.40
06	25.40	30.48
07	30.48	35.56
08	35.56	40.64
09	40.64	45.72
10	45.72	50.80
11	50.80	55.88
12	55.88	60.96
13	60.96	66.04
14	66.04	71.12
15	71.12	76.20
16	76.20	81.28
17	81.28	86.36
18	86.36	91.44
19	91.44	96.52
20	96.52	101.60

- SPECIFICATIONS
- Voltage rating: 250V AC, DC
  - Current rating: 7A, AC, DC
  - Withstanding Voltage: 1500V AC/minute
  - Insulation resistance: 1000MΩ min
  - Temperature range: -25° C +85° C
  - Contact resistance: 20mΩ max
- WAFER
- Part No.: W5084R-NP-S9.3
  - Poles : 02-20P
  - Housing Material: PA66 UL94V-2
  - Pin Material: Brass
  - Contact Area Plating: Tin-Plated
  - The Dimension Marked “▼” Must Be Recorded

D	更新图面	2019-06-03	陈雄军	一般公差 GENERAL TOLERANCE: 0±0.30 .00±0.25 .000±0.15	0±0.30 .00±0.25 .000±0.15	ANGLE: ±1°
C	修订版本	2015-11-04	陈雄军	绘图/DR	陈雄军	
B	变更图宽格式内容	2013-12-27	陈雄军	审核/CHKC	陈雄军	
A	新版本	2011-05-24	陈雄军	批准/APPRO	胡进	
H	说明	日期	承认	日期/DATE	2019-06-03	
1	版次 REV.	DESCRIPTION	DATE	APPRO.		

**XYDZ® 东莞市祥运连接器有限公司**  
Dongguan XiangYun Connectors CO., Ltd

投影法  
Projection  
单位 Unit  
MM

品名  
(PART NAME)  
5.08mm 90° 无靠背 Wafer  
Connector Series

料号  
(PART NO)  
W5084R-NP-S9.3

状态码  
C