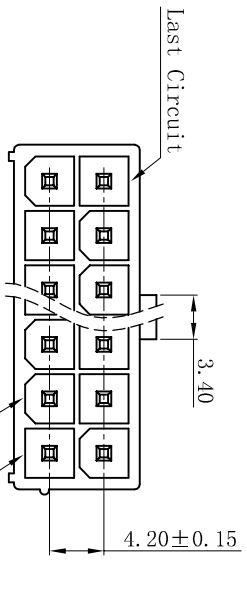


# RoHS

W4202V-2xNP-X X-WL2.5


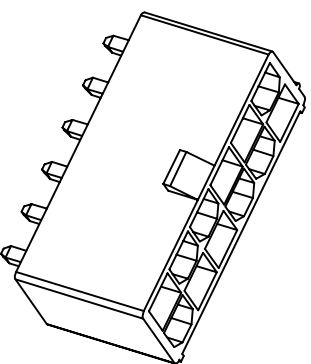
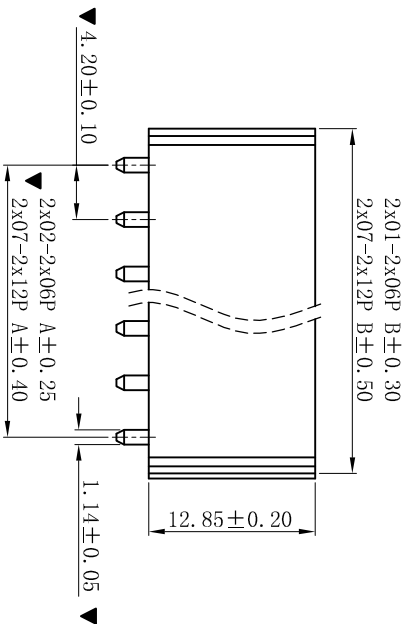


HSG Material / Color  
 None:PA66-V2 Natural  
 BK:PA66-V2 Black  
 V0:PA66-V0 Natural  
 V0BK:PA66-V0 Black  
 LP:LCP-V0 Natural  
 LPPBK:LCP-V0 Black  
 9T:PA9T-V0 Natural  
 9TBK:PA9T-V0 Black

Contact Finish  
 None:Tin-Plated  
 SW:Matte Tin-Plated  
 G:Gold-Flash  
 G3:3u" Gold  
 G10:10u" Gold  
 G15:15u" Gold

### ■ SPECIFICATIONS

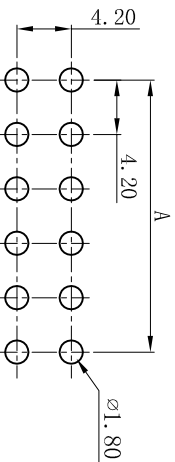
- Voltage rating: 600V AC, DC
  - Current rating: 7A, AC, DC
  - Withstanding Voltage: 1500V AC/minute
  - Insulation resistance:1000M $\Omega$  min
  - Temperature range: -25 $^{\circ}$ C~+85 $^{\circ}$ C
  - Contact resistance: 20m $\Omega$  max
- WAFER
- Part No.: W4202V-2xNP-XX-WL2.5
  - Poles : 02-24P
  - Housing Material: PA66 UL94V-2 or UL94V-0
  - Pin Material: Brass
  - Contact Area Plating: Tin-Plated or Gold-Flash
  - PIN L=1, 14x11.80
  - The Dimension Marked "▲" Must Be Recorded



CIRCUIT SIZE LAYOUT

PART NO.	Dimensions (mm)	
	A	B
2x01	--	5.60
2x02	4.20	9.80
2x03	8.40	14.00
2x04	12.60	18.20
2x05	16.80	22.40
2x06	21.00	26.60
2x07	25.20	30.80
2x08	29.40	35.00
2x09	33.60	39.20
2x10	37.80	43.40
2x11	42.00	47.60
2x12	46.20	51.80

P. C. B LAYOUT



**XYDZ<sup>®</sup> 东莞市祥运连接器有限公司**  
 Dongguan XiangYun Connector's CO., Ltd

Connectors

Molex 4.20mm 180 $^{\circ}$  Wafer Connector Series

D	更新图画	2019-07-03	陈雄军	承认
C	修订版本	2015-11-04	陈雄军	
B	变更图宽格式内容	2013-12-27	陈雄军	
A	新版本	2011-05-24	陈雄军	
H	版次 RRV.			

一般公差	0±0.30
GENERAL TOLERANCE:	.00±0.25
	.000±0.05
ANGLE:	±1 $^{\circ}$

投影法	第一角	单位	MM
比例/Scale	1:1	大小/Size	A4
页码/Sheet	1/1	版本/Rev	D
料号 (PART NO)	W4202V-2xNP-XX-WL2.5		
状态码	C		