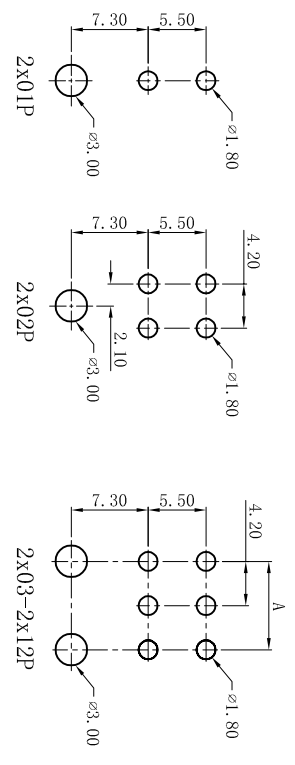
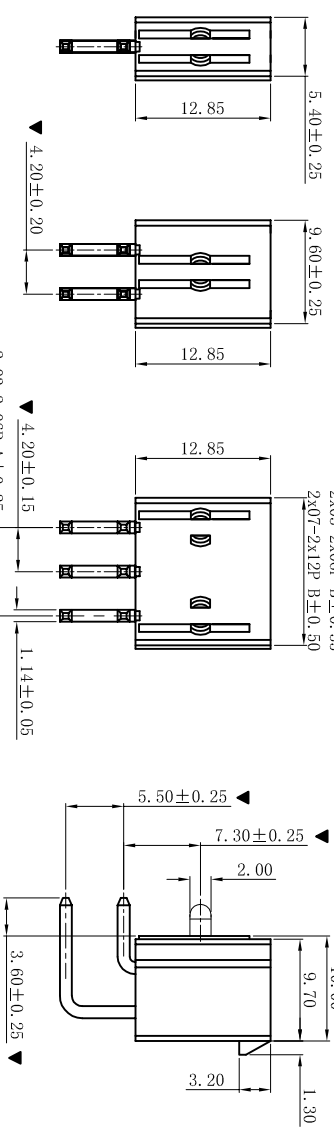
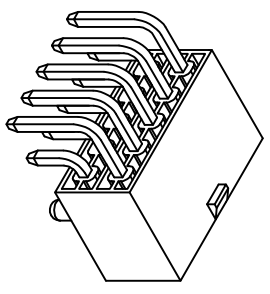
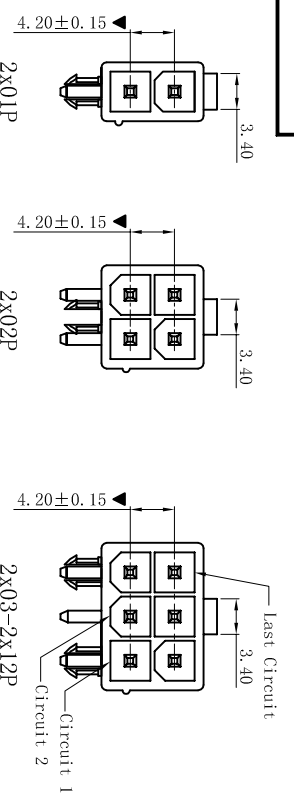


ROHS



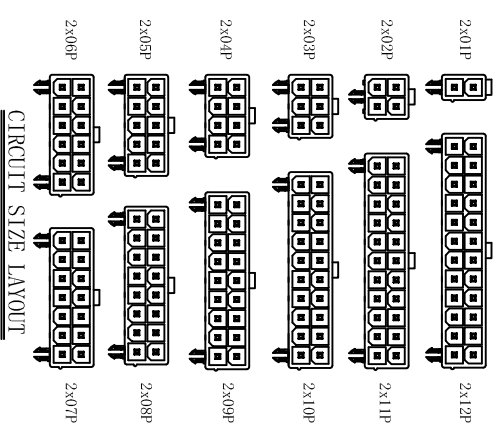
PCB LAYOUT: Component Side
Recommended PCB Thickness 1.78MMAX

- ### ■ SPECIFICATIONS
- Voltage rating: 600V AC, DC
 - Current rating: 7A, AC, DC
 - Withstanding Voltage: 1500V AC/minute
 - Insulation resistance: 1000M Ω min
 - Temperature range: -25 $^{\circ}$ C +85 $^{\circ}$ C
 - Contact resistance: 20m Ω max
- ### ■ WAFER
- Part No.: W4202RD-2xNP-XX-Z
 - Poles : 02-24P
 - Housing Material: PA66 UL94V-2 or UL94V-0
 - Pin Material: Brass
 - Contact Area Plating: Tin-Plated or Gold-Flash
 - Mates With: H4201 dual row receptacle
 - The Dimension Marked "▲" Must Be Recorded

W4202RD-2xNP-X X-Z

HSG Material / Color
None:PA66-V2 Natural
BK:PA66-V2 Black
V0:PA66-V0 Natural
V0BK:PA66-V0 Black
LP:ICP-V0 Natural
LPBK:ICP-V0 Black
9T:PA9T-V0 Natural
9TBK:PA9T-V0 Black
46:PA46-V0 Natural
46BK:PA46-V0 Black

Contact Finish
None: Tin-Plated
SW: Matte Tin-Plated
G: Gold-Flash
G3: 3u" Gold
G10: 10u" Gold
G15: 15u" Gold
G30: 30u" Gold



PART NO.	Dimensions (mm)	
	A	B
2x01	--	5.40
2x02	4.20	9.60
2x03	8.40	13.80
2x04	12.60	18.00
2x05	16.80	22.20
2x06	21.00	26.40
2x07	25.20	30.60
2x08	29.40	34.80
2x09	33.60	39.00
2x10	37.80	43.20
2x11	42.00	47.40
2x12	46.20	51.60

XYDZ® 东莞市祥运连接器有限公司
Dongguan XiangYun Connectors CO., Ltd

D	更新图面	2019-07-03	陈雄军	一般公差 GENERAL TOLERANCE: 0.10±0.30 .00±0.25 .000±0.05	2019-07-03
C	修订版本	2015-11-04	陈雄军	绘图/DR 审核/CHECK 批准/APPRO	胡进
B	变更图宽格式内容	2013-12-27	陈雄军	日期/DATE	2019-07-03
A	新版本	2011-05-24	陈雄军	说明 DESCRIPTION	
H	版次 REV.	1			

投影法 Projection		品名 (PART NAME)		料号 (PART NO)	W4202RD-2xNP-XX-Z	状态码 C
单位 Unit	MM	MoIex 4.20mm 90° 定位柱 Wafer Connector Series				
比例/Scale	1:1					
大小/Size	A4					
页码/Sheet	1/1					
版本/Rev	D					