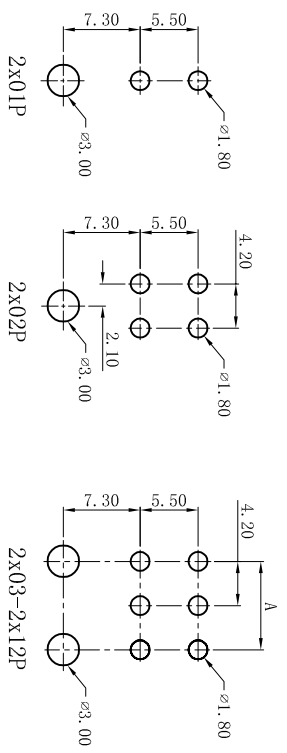
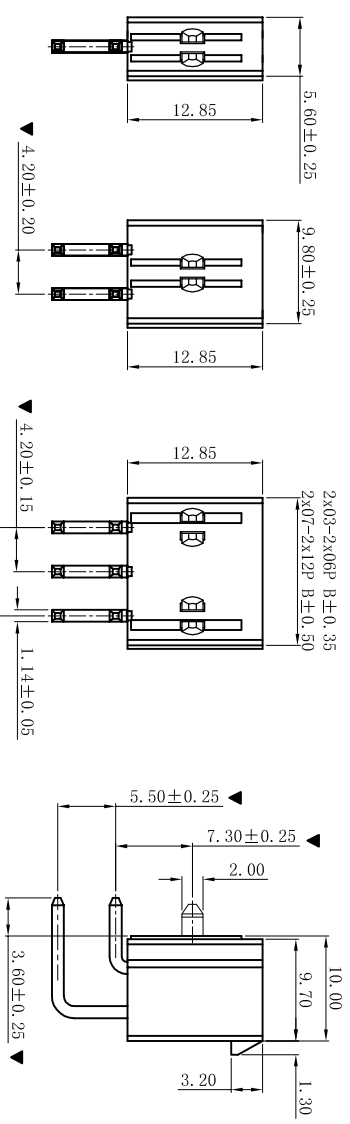
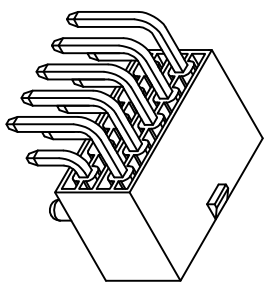
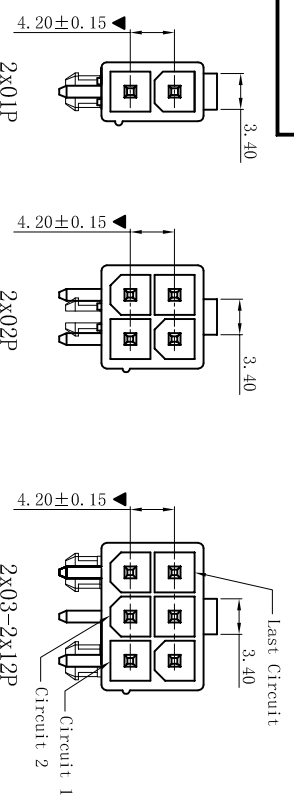


# RoHS



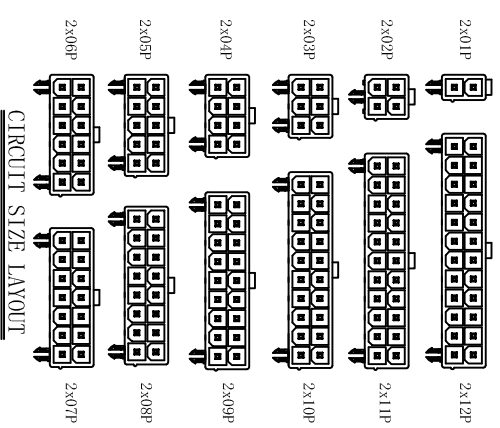
PCB LAYOUT: Component Side  
Recommended PCB Thickness 1.78MMAX

- ### SPECIFICATIONS
- Voltage rating: 600V AC, DC
  - Current rating: 9A, AC, DC
  - Withstanding Voltage: 1500V AC/minute
  - Insulation resistance: 1000MΩ min
  - Temperature range: -25° C +85° C
  - Contact resistance: 20mΩ max
- WAFER
- Part No.: W4202RD-2xNP-XX-GDT-LS
  - Poles : 02-24P
  - Housing Material: PA66 UL94V-2 or UL94V-0
  - Pin Material: High conductivity copper
  - Contact Area Plating: Tin-Plated or Gold-Flash
  - Mates With: H4201 dual row receptacle
  - The Dimension Marked "▲" Must Be Recorded

### W4202RD-2xNP-X X-GDT-LS

HSG Material / Color  
None: PA66-V2 Natural  
BK: PA66-V2 Black  
V0: PA66-V0 Natural  
V0BK: PA66-V0 Black  
LP: LCP-V0 Natural  
LPBK: LCP-V0 Black  
9T: PA9T-V0 Natural  
9TBK: PA9T-V0 Black  
46: PA46-V0 Natural  
46BK: PA46-V0 Black

▲ GDT: 高导电材料  
Contact Finish  
None: Tin-Plated  
SW: Matte Tin-Plated  
G: Gold-Flash  
G3: 3u" Gold  
G10: 10u" Gold  
G15: 15u" Gold  
G30: 30u" Gold



PART NO.	Dimensions (mm)	
	A	B
2x01	--	5.60
2x02	4.20	9.80
2x03	8.40	14.00
2x04	12.60	18.20
2x05	16.80	22.40
2x06	21.00	26.60
2x07	25.20	30.80
2x08	29.40	35.00
2x09	33.60	39.20
2x10	37.80	43.40
2x11	42.00	47.60
2x12	46.20	51.80

**XYDZ® 东莞市祥运连接器有限公司**  
Dongguan XiangYun Connectors CO., Ltd

更新图面		2019-07-03		陈雄军		一般公差 GENERAL TOLERANCE: 0.1±0.30 0.0±0.25 0.00±0.20 0.00±0.05 ANGLE: ±1°		投影法 Projection MM		品名 (PART NAME) Molex 4.20mm 90° 定位柱		料号 (PART NO) W4202RD-2xNP-XX-GDT-LS		状态码 C	
修订版本		2015-11-04		陈雄军		绘图/DR 陈雄军		单位 Unit MM		(PART NAME) Wafer Connector Series					
变更图规格式内容		2013-12-27		陈雄军		审核/CHECK 陈雄军		比例/Scale 1:1							
新版本		2011-05-24		陈雄军		核准/APPRO 胡进		大小/Size A4							
版次 REV.		说明 DESCRIPTION		日期 DATE		承认 APPRO.		页码/SHEET D							
1	2	3	4	5	6	7	8	9	10						