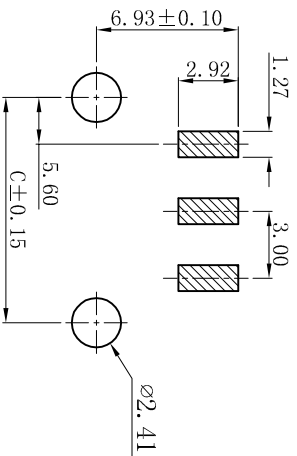
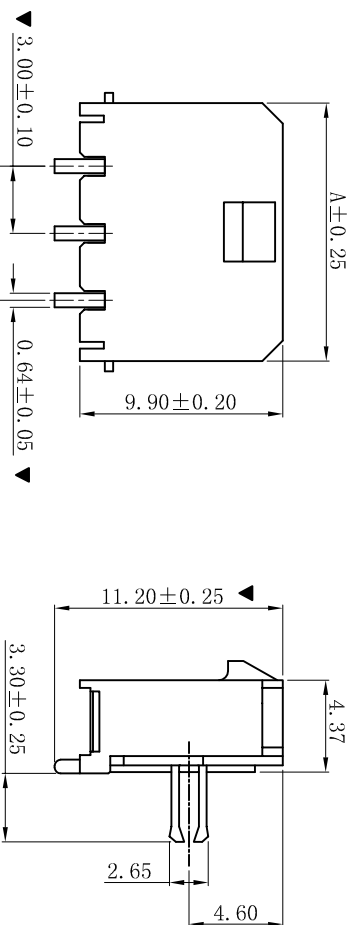
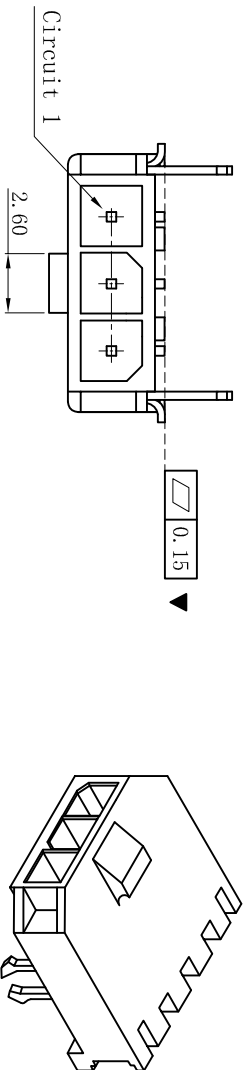
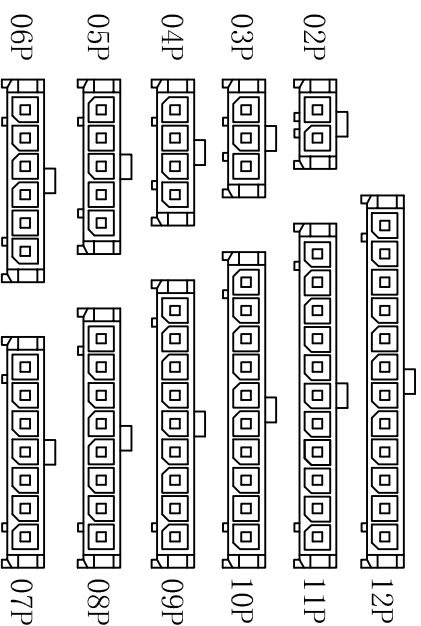


RoHS



P.C.B Layout: TOP VIEW
Tolerance: ±0.05mm



CIRCUIT SIZE LAYOUT

■ SPECIFICATIONS

- Voltage rating: 250V AC, DC
- Current rating: 5A, AC, DC
- Withstanding Voltage: 1500V AC/minute
- Insulation resistance: 1000MΩ min
- Temperature range: -40° C~+105° C
- Contact resistance: 20mΩ max

■ WAFER

- Part No.: W3045SRD-NP-Y
- Poles : 02-12P
- Housing Material : LCP UL94V-0 Black
- Ter Material : Brass
- Solder Tabs Material : Brass
- Contact Area Plating: Tin-Plated
- The Dimension Marked “▼” Must Be Recorded

Poles	Dimensions (mm)		
	A	B	C
02	9.65	3.00	7.30
03	12.65	6.00	10.30
04	15.65	9.00	13.30
05	18.65	12.00	16.30
06	21.65	15.00	19.30
07	24.65	18.00	22.30
08	27.65	21.00	25.30
09	30.65	24.00	28.30
10	33.65	27.00	31.30
11	36.65	30.00	34.30
12	39.65	33.00	37.30

XYDZ® 东莞市祥运连接器有限公司
Dongguan XiangYun Connectors CO., Ltd

一般公差 GENERAL TOLERANCE:	0±0.30 .0±0.25 .00±0.20 .000±0.05
角度: ±1° ANGLE: ±1°	

更新图面	2019-06-03	陈雄军
修訂版本	2015-11-04	陈雄军
变更图宽格式内容	2013-12-27	陈雄军
新版本	2011-05-24	陈雄军

说明	日期	承认
DESCRIPTION	DATE:	APPRO.

投影法
Projection

单位 Unit
MM

比例/Scale
1:1

大小/Size
A4

页码/Sheet
1/1

版本/Rev
D

料号 (PART NO)
W3045SRD-NP-Y

状态码
C

版次 REV.	1	2	3	4	5	6	7	8	9	10
------------	---	---	---	---	---	---	---	---	---	----