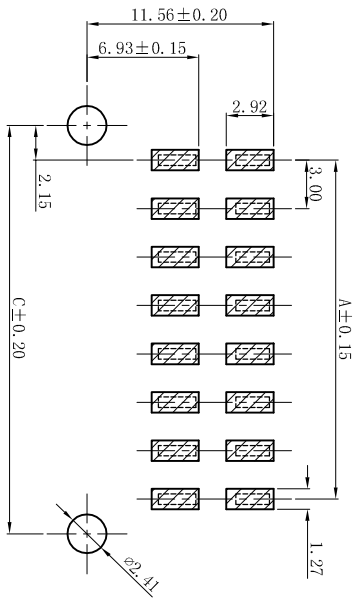
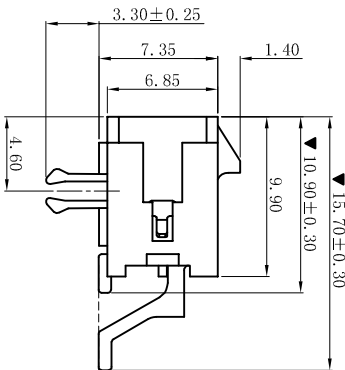
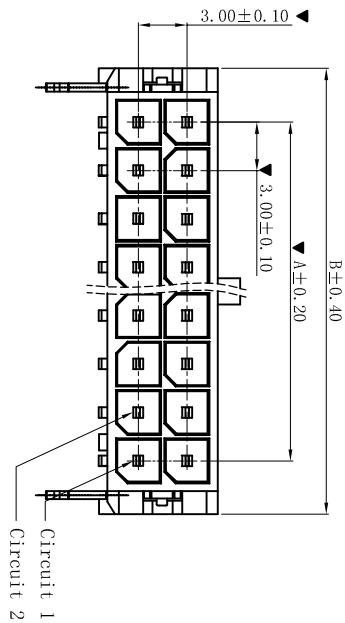
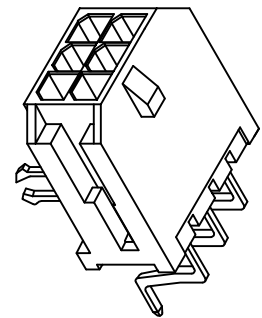
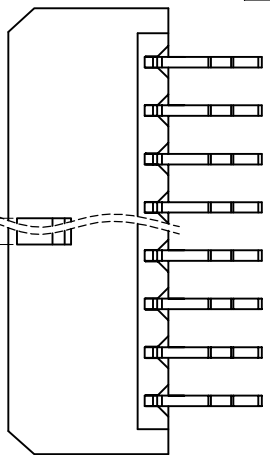
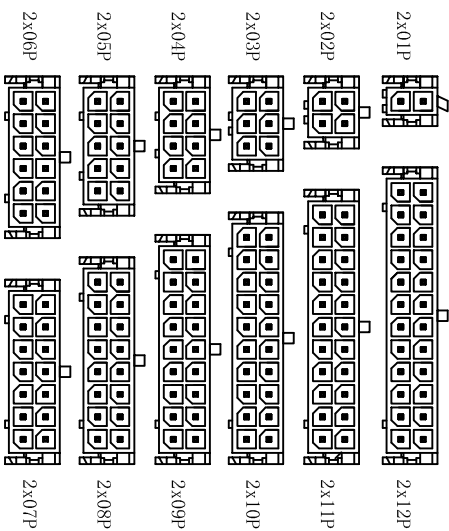


ROHS



P.C.B Layout: TOP VIEW
Tolerance: ±0.05mm



CIRCUIT SIZE LAYOUT

Poles	Dimensions (mm)		
	A	B	C
2x01	--	6.65	4.30
2x02	3.00	9.65	7.30
2x03	6.00	12.65	10.30
2x04	9.00	15.65	13.30
2x05	12.00	18.65	16.30
2x06	15.00	21.65	19.30
2x07	18.00	24.65	22.30
2x08	21.00	27.65	25.30
2x09	24.00	30.65	28.30
2x10	27.00	33.65	31.30
2x11	30.00	36.65	34.30
2x12	33.00	39.65	37.30

■ SPECIFICATIONS

- Voltage rating: 250V AC, DC
- Current rating: 5A, AC, DC
- Withstanding Voltage: 1000V AC/minute
- Insulation resistance: 1000MΩ min
- Temperature range: -40° C~+105° C
- Contact resistance: 20mΩ max

■ WAFER

- Part No. : W3045SRD-2xNP-Y
- Poles : 02-24P
- Housing Material : LCP UL94V-0 Black
- Ter Material : Brass
- Solder Tabs Material : Brass
- Contact Area Plating : Matte Tin-Plated
- The Dimension Marked “▼” Must Be Recorded

XYDZ® 东莞市祥运连接器有限公司
Dongguan XiangYun Connectors CO., Ltd

一般公差 GENERAL TOLERANCE:	0±0.30 .00±0.25 .000±0.05
绘图/DR	PP: Duow
审核/CHECK	陈雄军
批准/APPRO	胡进
日期/DATE	2019-06-03

投影法
Projection



单位 Unit
MM

比例/Scale
1:1

大小/Size
A4

页码/Sheet
1/1

版本/Rev
B

品名 (PART NAME)
Molex 3.0mm SMT 90° 鱼叉式
Wafer Connector Series

料号 (PART NO)
W3045SRD-2xNP-Y

状态码
C

更新图面	2019-06-03	PP: Duow	承认	2019-06-03	说明
新版本	2018-12-12	PP: Duow	承认	2018-12-12	说明
版次 REV.					说明

更新图面	2019-06-03	PP: Duow	承认	2019-06-03	说明
新版本	2018-12-12	PP: Duow	承认	2018-12-12	说明
版次 REV.					说明

更新图面	2019-06-03	PP: Duow	承认	2019-06-03	说明
新版本	2018-12-12	PP: Duow	承认	2018-12-12	说明
版次 REV.					说明