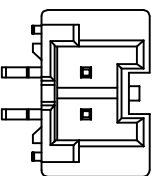
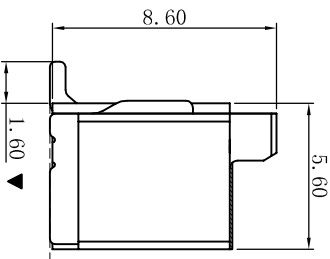
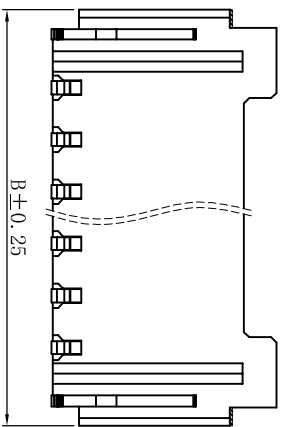
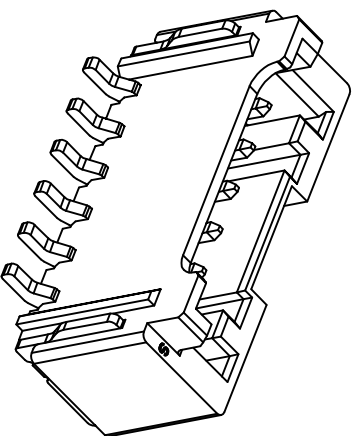
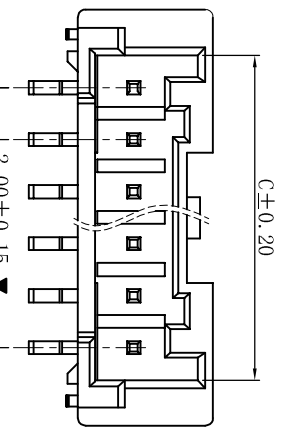
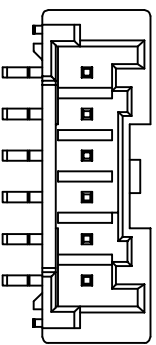


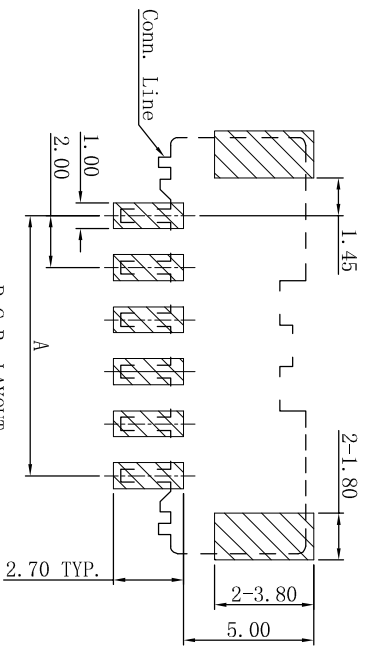
# RoHS



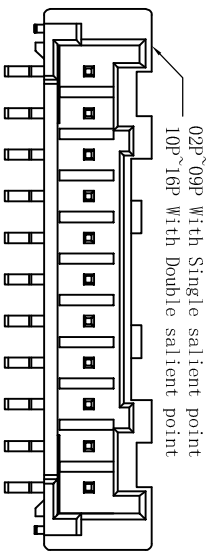
0.2P~0.4P  
SCALE 1:0.8



0.5P~0.9P  
SCALE 1:0.8



P.C.B. LAYOUT



10P~16P  
SCALE 1:0.8

### ■ SPECIFICATIONS

- Voltage rating: 250V AC, DC
- Current rating: 3A, AC, DC
- Withstanding Voltage: 800V AC/minute
- Insulation resistance: 1000MΩ min
- Temperature range: -25° C~+85° C
- Contact resistance: 20mΩ max

### ■ WAFER

- Part No. : W2013SV-NP-B
- Poles : 02-16P
- Housing Material : PA9T UL94V-0, Natural Color.
- Pin Material : Brass
- Contact Area Plating : Tin-Plated
- The Dimension Marked "▼" Must Be Recorded

Poles	Dimension (mm)		
	A	B	C
02	2.00	8.00	4.50
03	4.00	10.00	6.50
04	6.00	12.00	8.50
05	8.00	14.00	10.50
06	10.00	16.00	12.50
07	12.00	18.00	14.50
08	14.00	20.00	16.50
09	16.00	22.00	18.50
10	18.00	24.00	20.50
11	20.00	26.00	22.50
12	22.00	28.00	24.50
13	24.00	30.00	26.50
14	26.00	32.00	28.50
15	28.00	34.00	30.50
16	30.00	36.00	32.50

**XYDZ® 东莞市祥运连接器有限公司**  
Dongguan XiangYun Connectors CO., Ltd

一般公差 GENERAL TOLERANCE:	0±0.30 .00±0.25 .000±0.20 .000±0.05
角度: ±1°	ANGLE: ±1°

投影法: 单位: MM  
比例/Scale: 1:1  
大小/Size: A4  
页码/SHEET: 1/1  
版本/Rev: D

品名 (PART NAME): PA2.00mm SMT 180° Wafer Connector Series  
料号 (PART NO): W2013SV-NP-B  
状态码: C

D	更新图面	2019-06-03	陈雄军
C	修訂版本	2016-03-09	陈雄军
B	变更图宽格式内容	2014-12-25	陈雄军
A	新版本	2012-06-20	陈雄军

版次 REV.	说明 DESCRIPTION	日期 DATE	承认 APPRO.
1			
2			
3			
4			
5			
6			
7			
8			
9			
10			