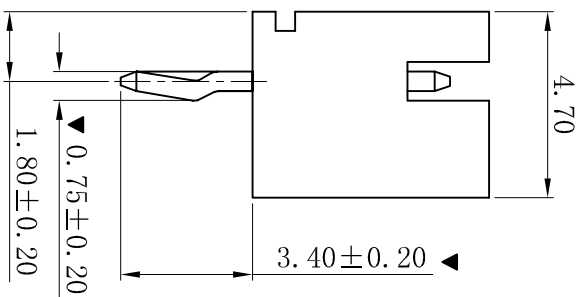
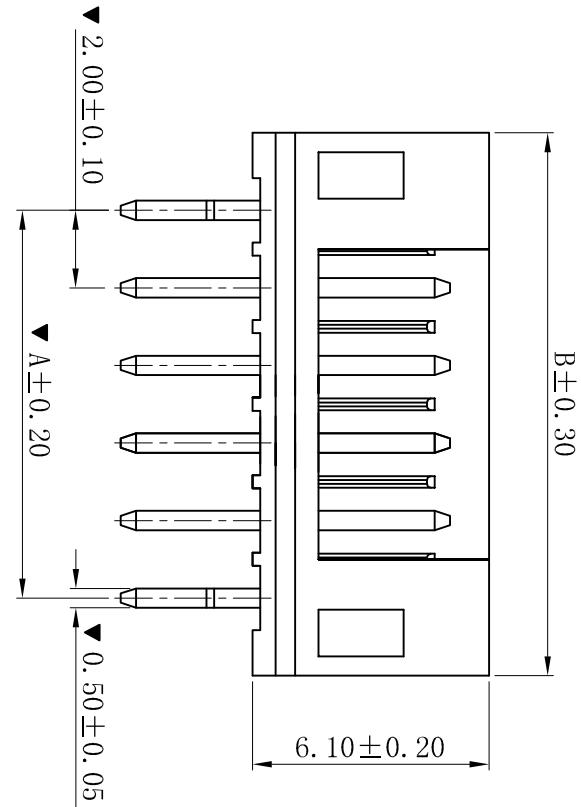
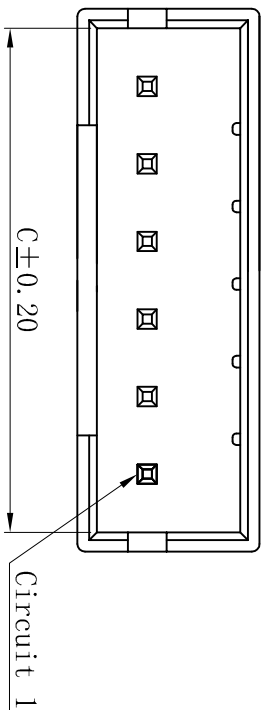


ROHS



P.C.B LAYOUT

D	更新图面	2019-06-03	陈雄军
C	修打版本	2015-11-04	陈雄军
B	变更图宽格式内容	2013-12-27	陈雄军
A	新版本	2011-05-24	陈雄军
版次	说明	日期	承认
REV.	DESCRIPTION	DATE	APPRO.

一般公差	0±0.30
GENERAL TOLERANCE:	.00±0.25
	.000±0.20
ANGLE: ±1°	
绘图/DR	陈雄军
审核/CHECK	陈雄军
核准/APPRO	胡进
日期/DATE	2019-06-03

XYDZ® 东莞市祥运连接器有限公司 Dongguan XiangYun Connectors CO., Ltd Connectors	
投影法 Projection	第一角投影
单位 Unit	MM
比例/Scale	1:1
大小/Size	A4
页码/SHEET	1/1
版本/Rev	D
品名 (PART NAME)	PH2.00mm 180° Wafer Connector Series
料号 (PART NO)	W2001V-NP-A
状态码	C

Poles	Dimension (mm)		
	A	B	C
02	2.00	6.00	4.80
03	4.00	8.00	6.80
04	6.00	10.00	8.80
05	8.00	12.00	10.80
06	10.00	14.00	12.80
07	12.00	16.00	14.80
08	14.00	18.00	16.80
09	16.00	20.00	18.80
10	18.00	22.00	20.80
11	20.00	24.00	22.80
12	22.00	26.00	24.80
13	24.00	28.00	26.80
14	26.00	30.00	28.80
15	28.00	32.00	30.80
16	30.00	34.00	32.80

- SPECIFICATIONS
- Voltage rating: 100V AC, DC
 - Current rating: 2A, AC, DC
 - Withstanding Voltage: 800V AC/minute
 - Insulation resistance: 1000MΩ min
 - Temperature range: -25° C ~ +85° C
 - Contact resistance: 20mΩ max
- WAFER
- Part No. : W2001V-NP-A
 - Poles : 02-16P
 - Housing Material: PA66 UL94V-0
 - Pin Material: Brass
 - Contact Area Plating: Tin-Plated
 - The Dimension Marked "▼" Must Be Recorded