RoHS

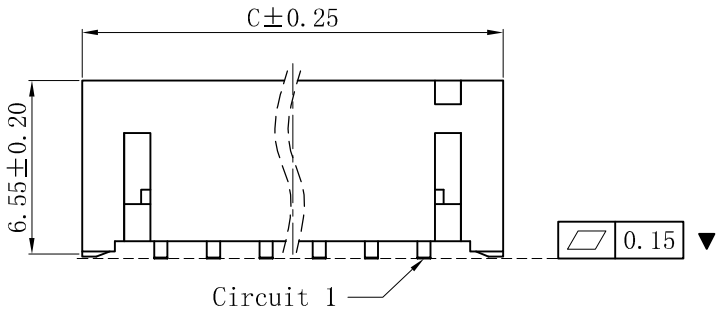


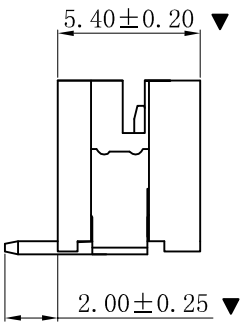


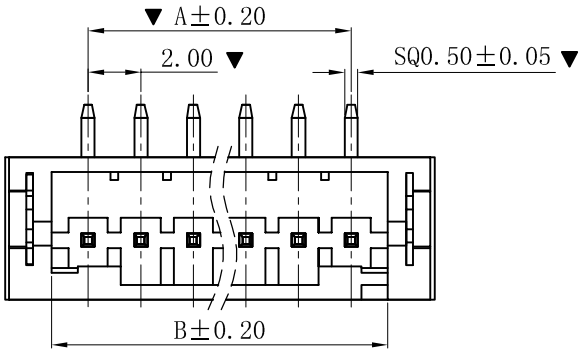


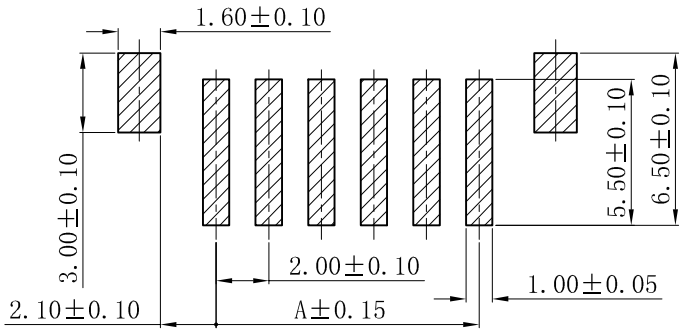


SUGGESTED PCB LAYOUT
(COMPONENT SIDE)

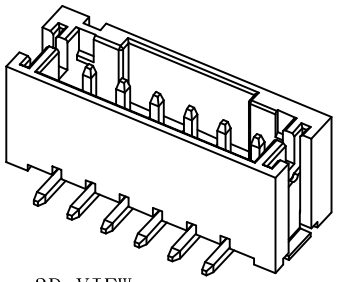

3D VIEW

## ■ SPECIFICATIONS

- Voltage rating: 100V AC, DC
- Current rating: 2A, AC, DC
- Withstanding Voltage: 800V AC/minute
- Insulation resistance:1000MΩ min
- Temperature range: -25° C~+85° C
- Contact resistance: 20mΩ max

## ■ WAFER

- Part No.: W2001SV-NP
- Poles : 02-16P
- Housing Material: PA4T UL94V-0
- Pin Material: Brass
- Solder Tabs Material: Phosphor Bronze
- Contact Area Plating: Tin-Plated
- The Dimension Marked "▼" Must Be Recorded

| Poles | Dimension(mm) | | |
|---|---|---|---|
| | A | B | C |
| 02 | 2.00 | 4.70 | 8.00 |
| 03 | 4.00 | 6.70 | 10.00 |
| 04 | 6.00 | 8.70 | 12.00 |
| 05 | 8.00 | 10.70 | 14.00 |
| 06 | 10.00 | 12.70 | 16.00 |
| 07 | 12.00 | 14.70 | 18.00 |
| 08 | 14.00 | 16.70 | 20.00 |
| 09 | 16.00 | 18.70 | 22.00 |
| 10 | 18.00 | 20.70 | 24.00 |
| 11 | 20.00 | 22.70 | 26.00 |
| 12 | 22.00 | 24.70 | 28.00 |
| 13 | 24.00 | 26.70 | 30.00 |
| 14 | 26.00 | 28.70 | 32.00 |
| 15 | 28.00 | 30.70 | 34.00 |
| 16 | 30.00 | 32.70 | 36.00 |

| 版次 REV. | 说明 DESCRIPTION | 日期 DATE. | 承认 APPRO. |
|---|---|---|---|
| A | 新版本 | 2019-07-08 | PH.Duan |

| | |
|---|---|
| 一般公差 GENERAL TOLERANCE: | 0±0.30<br>.0±0.25<br>.00±0.20<br>.000±0.05<br>ANGLE. ±1° |
| 绘图/DR | PH.Duan |
| 审核/CHECK | 陈雄军 |
| 核准/APPRO | 胡 进 |
| 日期/DATE | 2019-07-08 |

XYDZ® 东莞市祥运连接器有限公司
Connectors DongGuan XiangYun Connectors CO.,Ltd

| | | | |
|---|---|---|---|
| 投影法 Projection | | 品 名 (PART NEME) | PH 2.00mm SMT 180° Wafer Connector Series |
| 单位 Unit | MM | | |
| 比例/Scale | 1:1 | | |
| 大小/SIZE | A4 | 料 号 (PART NO) | W2001SV-NP |
| 页码/SHEET | 1/1 | | 状态码 C |
| 版本/Rev | A | | |