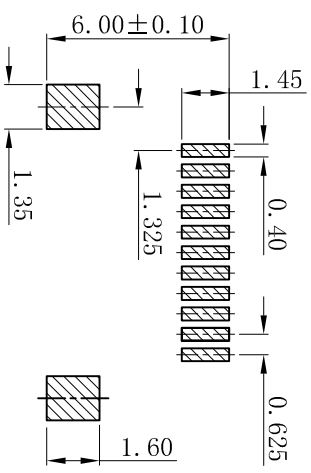
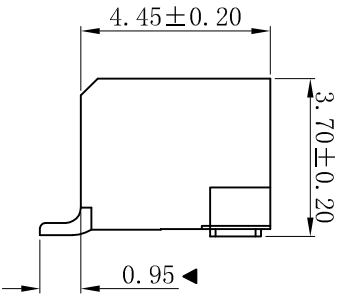
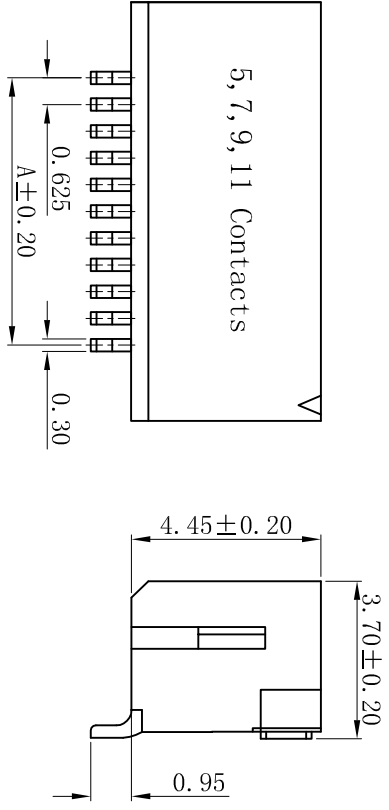
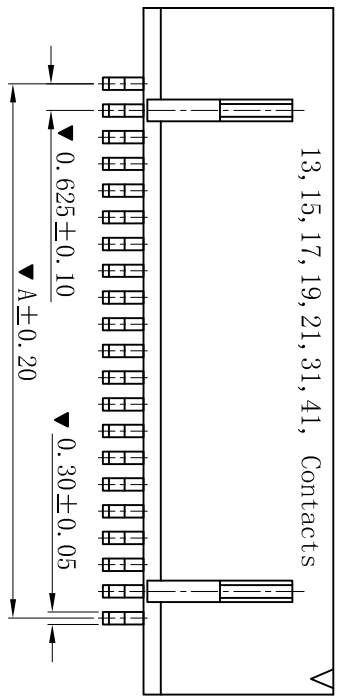
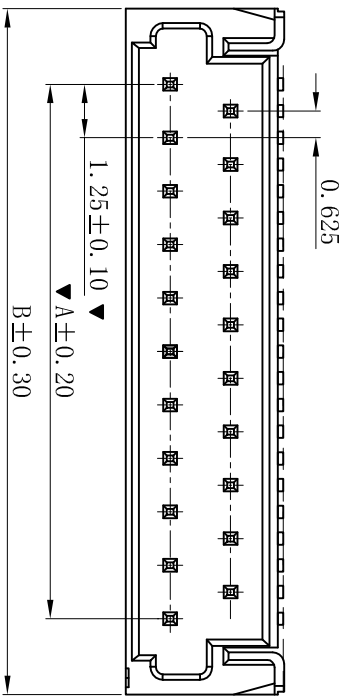


ROHS



P.C.B LAYOUT: TOP VIEW
TOLERANCE: ±0.05mm

Poles	Dimensions (mm)	
	A	B
05	2.50	6.10
07	3.75	7.35
09	5.00	8.60
11	6.25	9.85
13	7.50	11.10
15	8.75	12.35
17	10.00	13.60
19	11.25	14.85
21	12.50	16.10
31	18.75	22.35
41	25.00	28.60

- SPECIFICATIONS
- Voltage rating: 125V AC, DC
 - Current rating: 1.0A, AC, DC
 - Withstanding Voltage: 500V AC/minute
 - Insulation resistance: 100MΩ min
 - Temperature range: -25° C~+85° C
 - Contact resistance: 20mΩ max
- WAFER
- Part No.: W1255SR-NP-B
 - Poles : 05-41P
 - Housing Material: PA6T UL94V-0
 - Pin Material: Brass
 - Contact Area Plating: Tin-Plated
 - The Dimension Marked “▼” Must Be Recorded

D	更新图面	2019-06-03	陈雄军	更新图面						
C	修订版本	2015-11-04	陈雄军	修订版本						
B	变更图宽格式内容	2013-12-27	陈雄军	变更图宽格式内容						
A	新版本	2011-05-24	陈雄军	新版本						
H	版次 RRV.	说明 DESCRIPTION	日期 DATE.	承认 APPRO.						
1	1	2	3	4	5	6	7	8	9	10

一般公差	0±0.30
GENERAL TOLERANCE:	.00±0.25
	.000±0.05
ANGLE:	±1°
绘图/DR	陈雄军
审核/CHECK	陈雄军
批准/APPRO	胡进
日期/DATE	2019-06-03

XYDZ® 东莞市祥运连接器有限公司
Dongguan XiangYun Connectors CO., Ltd

投影法: 单位: MM
比例/Scale: 1:1
大小/Size: A4
页码/Sheet: 1/1
版本/Rev: D

品名 (PART NAME): FI-S 1.25mm SMT 90° Wafer Connector Series
料号 (PART NO): W1255SR-NP-B
状态码: C