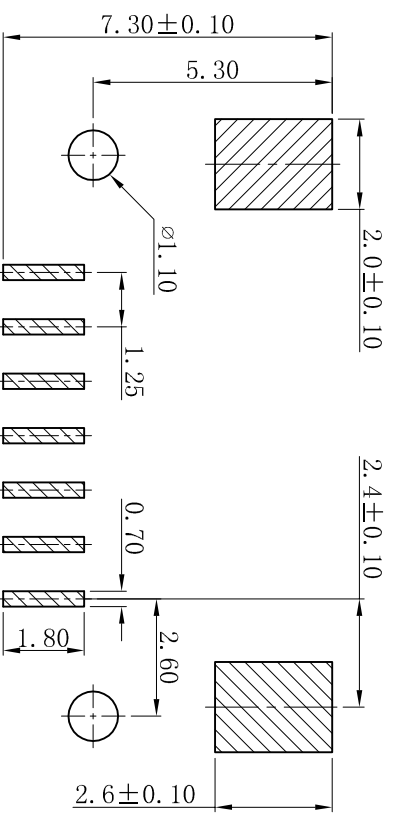
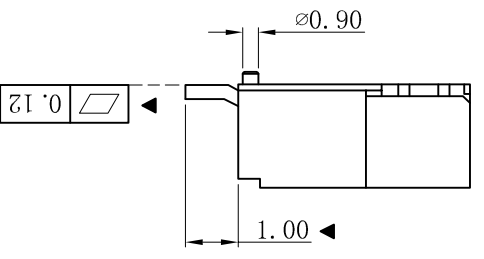
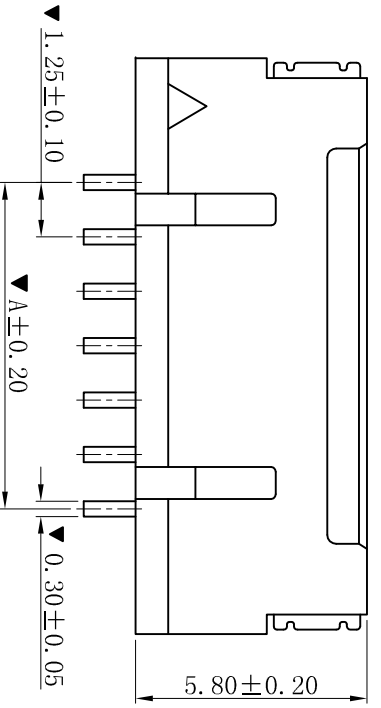
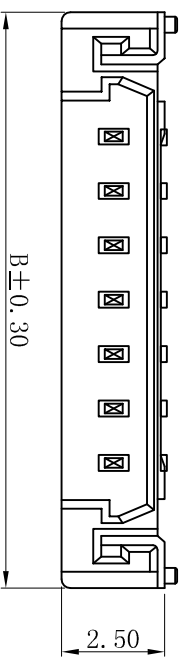


RoHS



P.C.B LAYOUT: TOP VIEW  
TOLERANCE: ± 0.05mm

■ SPECIFICATIONS

- Voltage rating: 125V AC, DC
- Current rating: 1.5A, AC, DC
- Withstanding Voltage: 500V AC/minute
- Insulation resistance: 100MΩ min
- Temperature range: -25° C~+85° C
- Contact resistance: 20mΩ max

■ WAFER

- Part No. : W1253SRD-NP
- Poles : 02-30P
- Housing Material: PA6T UL94V-0
- Pin Material: Brass
- Contact Area Plating: Tin-Plated
- The Dimension Marked “▼” Must Be Recorded

Poles	Dimensions (mm)	
	A	B
02	1.25	7.45
03	2.50	8.70
04	3.75	9.95
05	5.00	11.20
06	6.25	12.45
07	7.50	13.70
08	8.75	14.95
09	10.00	16.20
10	11.25	17.45
11	12.50	18.70
12	13.75	19.95
13	15.00	21.20
14	16.25	22.45
15	17.50	23.70
20	23.75	29.95
25	30.00	36.20
30	36.25	42.45

D	更新图面	2019-06-03	陈雄军
C	修打版本	2015-11-04	陈雄军
B	变更图宽格式内容	2013-12-27	陈雄军
A	新版本	2011-05-24	陈雄军
H	说明	日期	承认
1	版次	REV.	DESCRIPTION

一般公差	0±0.30
GENERAL TOLERANCE:	.00±0.25
	.000±0.05
ANGLE: ±1°	
绘图/DR	陈雄军
审核/CHECK	胡进
批准/APPRO	胡进
日期/DATE	2019-06-03

**XYDZ® 东莞市祥运连接器有限公司**  
Dongguan XiangYun Connectors CO., Ltd

投影法: 单位 Unit: MM  
比例/Scale: 1:1  
大小/Size: A4  
页码/Sheet: 1/1  
版本/Rev: D

品名 (PART NAME): DF14 1.25mm SWT 90° Wafer  
料号 (PART NO): W1253SRD-NP  
状态码: C