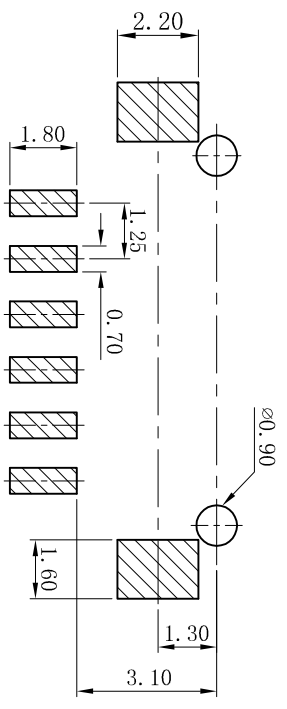
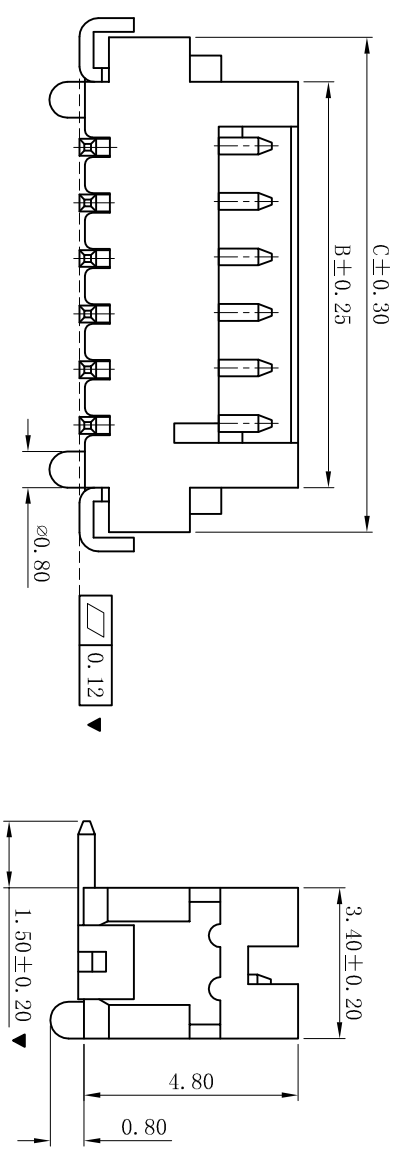
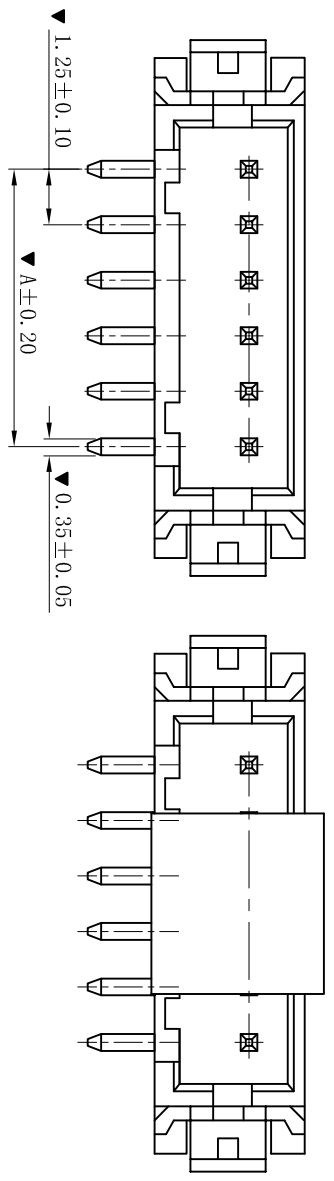


RoHS



P. C. B LAYOUT: TOP VIEW  
TOLERANCE: ±0.05mm

- SPECIFICATIONS
- Voltage rating: 125V AC, DC
  - Current rating: 1.0A, AC, DC
  - Withstanding Voltage: 500V AC/minute
  - Insulation resistance: 100M $\Omega$  min
  - Temperature range: -25° C ~ +85° C
  - Contact resistance: 20m $\Omega$  max

- WAFER
- Part No. : W1252SV-NP
  - Poles : 02-15P
  - Housing Material: PA6T UL94V-0
  - Pin Material: Brass
  - Contact Area Plating: Tin-Plated
  - The Dimension Marked "▼" Must Be Recorded

Poles	Dimensions (mm)		
	A	B	C
02	1.25	4.15	6.25
03	2.50	5.40	7.50
04	3.75	6.65	8.75
05	5.00	7.90	10.00
06	6.25	9.15	11.25
07	7.50	10.40	12.50
08	8.75	11.65	13.75
09	10.00	12.90	15.00
10	11.25	14.15	16.25
11	12.50	15.40	17.50
12	13.75	16.65	18.75
13	15.00	17.90	20.00
14	16.25	19.15	21.25
15	17.50	20.40	22.50

**XYDZ® 东莞市祥运连接器有限公司**  
Dongguan XiangYun Connectors CO., Ltd

D	更新图面	2019-06-03	陈雄军	一般公差 GENERAL TOLERANCE: ANGLE: ±1°	0±0.30 .0±0.25 .00±0.20 .000±0.05	绘图/DR	陈雄军	审核/CHECK	胡进	日期/DATE	2019-06-03
C	修订版本	2015-11-04	陈雄军	投影法 Projection	MM	单位 Unit	1:1	比例/Scale	A4	页码/SHEET	1/1
B	变更图宽格式内容	2013-12-27	陈雄军	品名 (PART NAME)	DF13 1.25mm SWT 180° Wafer Connector Series						
A	新版本	2011-05-24	陈雄军	料号 (PART NO)	W1252SV-NP						
H	版次 REV.	1	说明 DESCRIPTION	日期 DATE	承认 APPRO.	日期/DATE	2019-06-03	审核/DATE	胡进	日期/DATE	2019-06-03

1	2	3	4	5	6	7	8	9	10
---	---	---	---	---	---	---	---	---	----