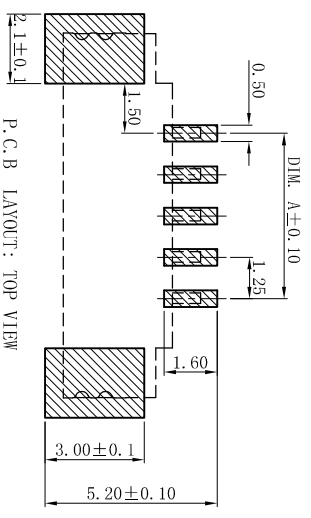
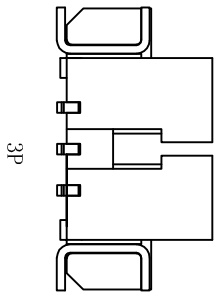
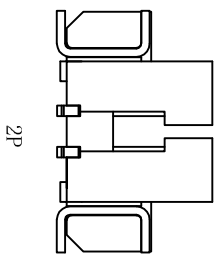
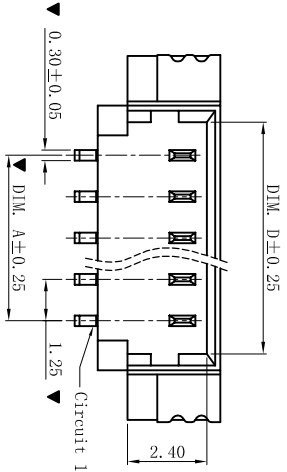
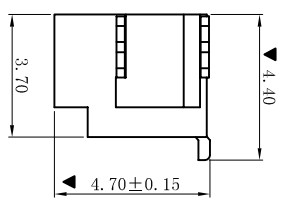
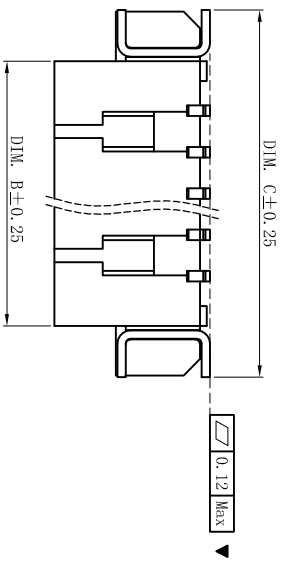
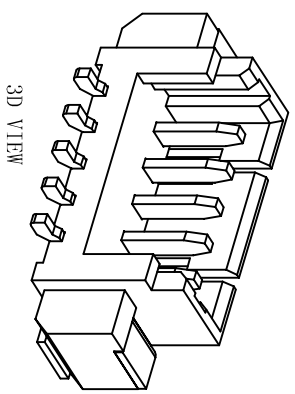


ROHS HF



P. C. B LAYOUT: TOP VIEW
TOLERANCE: ±0.05mm



3D VIEW

- SPECIFICATIONS
- Voltage Rating: 125V AC, DC
 - Current Rating: 1.0A, AC, DC
 - Withstanding Voltage: 500V AC/minute
 - Insulation Resistance: 100MΩ min
 - Temperature range: -25° C ~ +85° C
 - Contact resistance: 20mΩ max
- WAFER
- Part No.: W1251SV-NP-JK
 - Poles : 02-16P
 - Material: LCP UL94V-0, Beige
 - Pin Material: Phosphor Bronze/Tin-Plated
 - Solder Tab Material: Brass/Tin-plated
 - The Dimension Marked “▼” Must Be Recorded

Poles	Dimensions (mm)			
	A	B	C	D
02	1.25	4.25	7.75	3.20
03	2.50	5.50	9.00	4.45
04	3.75	6.75	10.25	5.70
05	5.00	8.00	11.50	6.95
06	6.25	9.25	12.75	8.20
07	7.50	10.50	14.00	9.45
08	8.75	11.75	15.25	10.70
09	10.00	13.00	16.50	11.95
10	11.25	14.25	17.75	13.20
11	12.50	15.50	19.00	14.45
12	13.75	16.75	20.25	15.70
13	15.00	18.00	21.50	16.95
14	16.25	19.25	22.75	18.20
15	17.50	20.50	24.00	19.45
16	18.75	21.75	25.25	20.70

XYDZ® 东莞市祥运连接器有限公司
Dongguan Xiangyun Connector s CO., Ltd

一般公差 GENERAL TOLERANCE:	0±0.30 .0±0.25 .00±0.20 .000±0.05
投影法 Projection	第一角投影 1 st Angle
单位 Unit	MM
比例/Scale	1:1
大小/Size	A4
页码/Sheet	1/1
版本/Rev	B

品名 (PART NAME) Mollex 1.25mm SMT 180° Wafer
连接器系列 (Connector Series)

料号 (PART NO) W1251SV-NP-JK

状态码 C

更新图面	2019-05-31	PPZ Duuu
新版本	2018-11-29	PPZ Duuu
说明	日期	承认
DESCRIPTION	DATE	APPRO.
版次		
REV.		

1	2	3	4	5	6	7	8	9	10
---	---	---	---	---	---	---	---	---	----