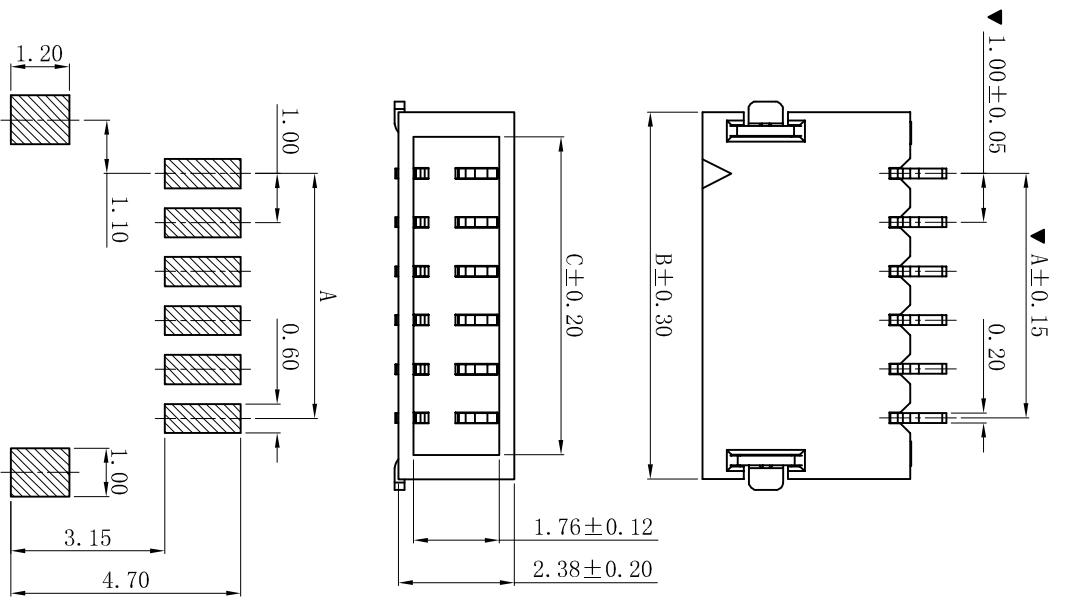
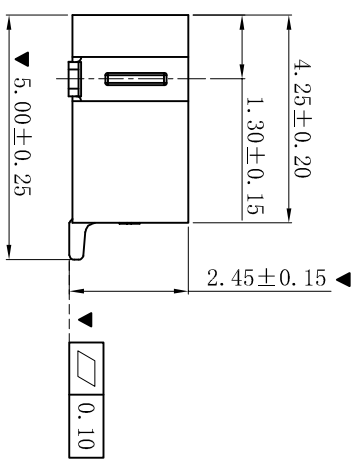
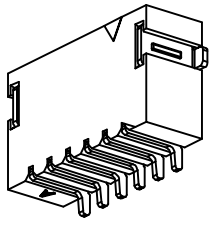


ROHS



P. C. B LAYOUT: TOP VIEW
TOLERANCE: ±0.05mm



- SPECIFICATIONS
- Voltage rating: 125V AC, DC
 - Current rating: 1A, AC, DC
 - Withstanding Voltage: 500V AC/minute
 - Insulation resistance: 100MΩ min
 - Temperature range: -25° C +85° C
 - Contact resistance: 20mΩ max
- WAFER
- Part No.: W1014SR-NP-B
 - Poles: 02-16P
 - Housing Material: PA9T UL94V-0
 - Pin Material: Brass
 - Contact Area Plating: Tin-Plated
 - The Dimension Marked "▼" Must Be Recorded

PART NO.	Dimensions (mm)		
	A	B	C
02	1.00	3.50	2.50
03	2.00	4.50	3.50
04	3.00	5.50	4.50
05	4.00	6.50	5.50
06	5.00	7.50	6.50
07	6.00	8.50	7.50
08	7.00	9.50	8.50
09	8.00	10.50	9.50
10	9.00	11.50	10.50
11	10.00	12.50	11.50
12	11.00	13.50	12.50
13	12.00	14.50	13.50
14	13.00	15.50	14.50
15	14.00	16.50	15.50
16	15.00	17.50	16.50

D	更新图面	2019-06-03	陈雄军
C	修订版本	2015-11-04	陈雄军
B	变更图宽格式内容	2013-12-27	陈雄军
A	新版本	2011-05-24	陈雄军
H	说明	日期	承认
1	版次	REV.	DESCRIPTION

一般公差		0±0.30
GENERAL TOLERANCE:		.00±0.25
		.000±0.20
		.000±0.05
ANGLE: ±1°		
绘图/DR	陈雄军	胡进
审核/CHECK	陈雄军	胡进
核准/APPRO	陈雄军	胡进
日期/DATE	2019-06-03	

XYDZ® 东莞市祥运连接器有限公司
Dongguan XiangYun Connectors CO., Ltd

投影法: Projection:

单位 Unit: MM

比例/Scale: 1:1

大小/Size: A4

页码/Sheet: 1/1

版本/Rev: D

品名 (PART NAME): NH1.00mm SMT 90° Wafer Connector Series

料号 (PART NO): W1014SR-NP-B

状态码: C